

AD-A134870

NPS55-83-025  
**NAVAL POSTGRADUATE SCHOOL**  
Monterey, California



A MULTIPLE LEG TMA PROCEDURE WITH PROGRAMS  
FOR THE HEWLETT-PACKARD HP-41CV,  
THE HEWLETT-PACKARD HP-75C,  
THE SHARP PC-1500 (TRS-80 PC-2) AND  
THE RADIO SHACK TRS-80 MODEL 100  
PORTABLE COMPUTERS

by

Rex H. Shudde

September 1983

Approved for public release; distribution unlimited

Prepared for:  
Chief of Naval Research  
Arlington, VA 22217

NAVAL POSTGRADUATE SCHOOL  
Monterey, California


Rear Admiral J. J. Ekelund  
Superintendent

David A. Schrady  
Provost

This work was supported by the Office of Naval Research, Fleet Activity Support  
Division, Code 230.


Reproduction of all or part of this report is authorized.


This report was prepared by:

  
\_\_\_\_\_  
REX H. SHUDE, Associate Professor  
Department of Operations Research

Reviewed by:

Released by:

  
\_\_\_\_\_  
ALAN R. WASHBURN, Chairman  
Department of Operations Research

  
\_\_\_\_\_  
WILLIAM M. TOLLES  
Dean of Research

UNCLASSIFIED

SECURITY CLASSIFICATION OF THIS PAGE (When Data Entered)

| REPORT DOCUMENTATION PAGE  |                                     | READ INSTRUCTIONS<br>BEFORE COMPLETING FORM                 |
|--|-------------------------------------|---|
| 1. REPORT NUMBER<br>NPS55-83-025   | 2. GOVT ACCESSION NO.<br>AD-A134870 | 3. RECIPIENT'S CATALOG NUMBER                               |
| 4. TITLE (and Subtitle) A MULTIPLE LEG TMA PROCEDURE WITH PROGRAMS FOR THE HEWLETT-PACKARD HP-41CV, THE HEWLETT-PACKARD HP-75C, THE SHARP PC-1500 (TRS-80 PC-2) AND THE RADIO SHACK TRS-80 MODEL 100 PORTABLE COMPUTERS  |                                     | 5. TYPE OF REPORT & PERIOD COVERED<br>Technical             |
|  |                                     | 6. PERFORMING ORG. REPORT NUMBER                            |
| 7. AUTHOR(s)<br>Rex H. Shudde  |                                     | 8. CONTRACT OR GRANT NUMBER(s)                              |
| 9. PERFORMING ORGANIZATION NAME AND ADDRESS<br>Naval Postgraduate School<br>Monterey, CA 93943   |                                     | 10. PROGRAM ELEMENT, PROJECT, TASK AREA & WORK UNIT NUMBERS |
| 11. CONTROLLING OFFICE NAME AND ADDRESS<br>Office of Naval Research<br>Fleet Activity Support Division, Code 230<br>Arlington, VA 22217  |                                     | 12. REPORT DATE<br>September 1983                           |
|  |                                     | 13. NUMBER OF PAGES<br>27                                   |
| 14. MONITORING AGENCY NAME & ADDRESS (if different from Controlling Office)  |                                     | 15. SECURITY CLASS. (of this report)<br>Unclassified        |
|  |                                     | 15a. DECLASSIFICATION DOWNGRADING SCHEDULE                  |
| 16. DISTRIBUTION STATEMENT (of this Report)<br>Approved for public release; distribution unlimited.  |                                     |   |
| 17. DISTRIBUTION STATEMENT (of the abstract entered in Block 20, if different from Report)   |                                     |   |
| 18. SUPPLEMENTARY NOTES  |                                     |   |
| 19. KEY WORDS (Continue on reverse side if necessary and identify by block number)<br>Target Motion Analysis<br>TMA<br>Kalman Filter   |                                     |   |
| 20. ABSTRACT (Continue on reverse side if necessary and identify by block number)<br>This report contains user instructions and program listings for multiple leg Kalman Filter target motion analysis (TMA) procedure for use on the Hewlett-Packard HP-41CV, the Hewlett-Packard HP-75C, the Sharp PC-1500 (Radio Shack TRS-80 PC-2) and the Radio Shack Model 100 portable computers. |                                     |   |

DD FORM 1473  
1 JAN 73EDITION OF 1 NOV 65 IS OBSOLETE  
S/N 0102-LF-014-6601UNCLASSIFIED  
SECURITY CLASSIFICATION OF THIS PAGE (When Data Entered)



A MULTIPLE LEG TMA PROCEDURE WITH PROGRAMS  
FOR THE HEWLETT-PACKARD HP-41CV,  
THE HEWLETT-PACKARD HP-75C,  
THE SHARP PC-1500 (TRS-80 PC-2) AND  
THE RADIO SHACK TRS-80 MODEL 100  
PORTABLE COMPUTERS.

by

Rex H. Shudde  
Naval Postgraduate School  
Monterey, California

September 1983

The programs in this report  
are for use within the Navy,  
and they are presented with-  
out representation or warranty  
of any kind.

## CONTENTS

|   | Page |
|---|------|
| I. Introduction .....                                 | 1    |
| II. The Hewlett-Packard HP-41CV .....                 | 2    |
| HP-41CV User Instructions .....                       | 2    |
| HP-41CV Sample Problem .....                          | 3    |
| HP-41CV Program Listing .....                         | 4    |
| III. The Hewlett-Packard HP-75C .....                 | 8    |
| HP-75C User Instructions .....                        | 8    |
| HP-75C Sample Problem .....                           | 9    |
| HP-75C Program Listing .....                          | 10   |
| IV. The Sharp PC-1500 (Radio Shack TRS-80 PC-2) ..... | 12   |
| PC-1500 User Instructions .....                       | 12   |
| PC-1500 Sample Problem .....                          | 13   |
| PC-1500 Program Listing .....                         | 14   |
| V. The Radio Shack TRS-80 Model 100 .....             | 16   |
| TRS-80 Model User Instructions .....                  | 16   |
| TRS-80 Model Sample Problems .....                    | 17   |
| TRS-80 Model Program Listing .....                    | 18   |
| VI. References .....                                  | 20   |
| Appendix I: The Fixing Algorithm .....                | 21   |
| Appendix II: Some Computational Details .....         | 26   |

## ABSTRACT

This report contains user instructions and program listings for multiple leg Kalman Filter target motion analysis (TMA) procedure for use on the Hewlett-Packard HP-41CV, the Hewlett-Packard HP-75C, the Sharp PC-1500 (Radio Shack TRS-80 PC-2) and the Radio Shack Model 100 portable computers.



## I. INTRODUCTION

This report contains a multiple leg target motion analysis (TMA) program for each of the following portable computers: the Hewlett-Packard HP-41CV, the Hewlett-Packard HP-75C, the Sharp PC-1500 (Radio Shack TRS-80 PC-2) and the Radio Shack TRS-80 Model 100. These programs are part of a set that has been developed for portable computer evaluation.

These programs provide a means of implementing a TMA procedure that is described in Appendix I. The procedure requires at least four bearing observations. It is assumed that during an encounter, the target course and speed remain constant, and that signal transit times are zero.

This algorithm is a Kalman Filter adaption of the least squares TMA algorithm given by Forrest [Ref. 1].

II. THE HEWLETT-PACKARD HP-41CV.

HP-41CV USER INSTRUCTIONS.

There are four user options. These options - called NEW, LEG, FIX and AOP - are used as global labels in the HP-41CV and are assigned to the keys LN,  $\Sigma+$ , 1/x and  $\sqrt{x}$ , respectively, for access in the USER mode. Their use is given below. (Memory: SIZE = 40, 706 bytes are required).

| DISPLAY      | INSTRUCTION                                    | PRESS            |
|--------------|--|------------------|
| 1.           | Select USER mode.                              | USER             |
| 2.           | <b>Start a new problem.</b>                    | LN (NEW)         |
| 3. BRG ERR?  | Key in bearing error.                          | R/S              |
| 4. OWN CUS?  | Key in own course.                             | R/S              |
| 5. OWN SPD?  | Key in own speed.                              | R/S              |
| 6. TGT BRG?  | Key in target bearing.                         | R/S              |
| 7. TIME?     | Key in time (HH.MM).                           | R/S              |
| 8.           | Repeat Steps 5 and 6 for each new observation. |                  |
| 9.           | <b>Input a new leg.</b>                        | $\Sigma+$ (LEG)  |
| 10. LEG BRG? | Key in new leg bearing.                        | R/S              |
| 11. LEG DST? | Key in distance on leg.                        | R/S              |
| 12.          | Go to Step 4.                                  |                  |
| 13.          | <b>Compute a fix.</b>                          | 1/x (FIX)        |
| 14.          | TGT CUS: (degrees)                             | R/S              |
| 15.          | TGT SPD: (knots)                               | R/S              |
| 16.          | TGT BRG: (degrees)                             | R/S              |
| 17.          | TGT RNG: (meters)                              | R/S              |
| 18.          | Next Option?                                   |                  |
| 19.          | <b>Compute an AOP</b>                          | $\sqrt{x}$ (AOP) |
| 20.          | SIG 1: (n. mi.)                                | R/S              |
| 21.          | SIG 2: (n. mi.)                                | R/S              |
| 22.          | ANG: (degrees)                                 | R/S              |
| 23.          | Next Option?                                   |                  |

HP-41CV SAMPLE PROBLEM

The sensor on your ship has a bearing error of one degree. Your course is 160 deg. at 6 kts. At 1200 hours your sensor detects a target at 350.5 degrees. At 1204 the sensor indicates the target to be at 1.8 deg. To determine a fix, your ship makes a course change during which the course-made-good is 130 deg. and the distance-made-good is 556 meters. Your new course is 080 deg. at 6 kts. The maneuver ends at 1207, at which time the target bearing is 8.3 deg. One more observation places the target at 18.4 deg. at 1211. Estimate the target course, speed, bearing, range, and AOP at 1211 hours.

| DISPLAY CONTENTS | USER RESPONSE | COMMENTS               |
|------------------|---------------|------------------------|
|                  | LN (NEW)      | Start a new problem.   |
| BRG ERR?         | 1 [R/S]       | 1 deg.                 |
| OWN CUS?         | 160 [R/S]     | 160 deg.               |
| OWN SPD?         | 6 [R/S]       | 6 kts.                 |
| TGT BRG?         | 350.5 [R/S]   | 350.5 deg.             |
| TIME?            | 12.00 [R/S]   | 1200 hours.            |
| TGT BRG?         | 1.8 [R/S]     | 1.8 deg.               |
| TIME?            | 12.04 [R/S]   | 1204 hours.            |
| TGT BRG?         | Σ+ (LEG)      | Input a new leg.       |
| LEG BRG?         | 130 [R/S]     | 130 deg.               |
| LEG DST?         | 556 [R/S]     | 556 meters.            |
| OWN CUS?         | 080 [R/S]     | 080 deg.               |
| OWN SPD?         | 6 [R/S]       | 6 kts.                 |
| TGT BRG?         | 8.3 [R/S]     | 8.3 deg.               |
| TIME?            | 12.07 [R/S]   | 1207 hours.            |
| TGT BRG?         | 18.4 [R/S]    | 18.4 deg.              |
| TIME?            | 12.11 [R/S]   | 1211 hours.            |
| TGT BRG?         | 1/x (FIX)     | Compute a fix.         |
| TGT CUS: 123.7   | [R/S]         | course = 123.7 deg.    |
| TGT SPD: 12.6    | [R/S]         | speed = 12.6 kts.      |
| TGT BRG: 18.4    | [R/S]         | bearing = 18.4 deg.    |
| TGT RNG: 4,023.0 | [R/S]         | range = 4023.0 meters. |
| NEXT OPTION?     | √x (AOP)      | Compute an AOP.        |
| SIG 1: 10.40     | [R/S]         | sigma 1 = 10.40 n. mi. |
| SIG 2: 0.06      | [R/S]         | sigma 2 = 0.06 n. mi.  |
| ANG: 18.39       | [R/S]         | angle = 18.39 deg.     |
| NEXT OPTION?     |               | Quit.                  |

# HP-41CV PROGRAM LISTING

|                   |            |
|-------------------|------------|
| 01*LBL "TMA"      | 47 P-R     |
| 02*LBL 99         | 48 STO 10  |
| 03 TONE 6         | 49 X<Y     |
| 04 "NEXT OPTION?" | 50 STO 11  |
| 05 AVIEW          | 51*LBL 01  |
| 06 GTO 99         | 52 RCL 31  |
| 07*LBL "BERR"     | 53 STO 30  |
| 08 "PRG ERR?"     | 54 "TIME?" |
| 09 PROMPT         | 55 PROMPT  |
| 10 D-P            | 56 HR      |
| 11 X+2            | 57 STO 31  |
| 12 STO 27         | 58 FS?C 10 |
| 13 RTN            | 59 STO 30  |
| 14 GTO 99         | 60 RCL 30  |
| 15*LBL "NEW"      | 61 -       |
| 16 SF 10          | 62 STO 14  |
| 17 CLRG           | 63 FS?C 09 |
| 18 1 ER           | 64 GTO 00  |
| 19 STO 00         | 65 RCL 26  |
| 20 STO 01         | 66 RCL 27  |
| 21 STO 02         | 67 RCL 14  |
| 22 STO 03         | 68 *       |
| 23 1852           | 69 P-R     |
| 24 STO 39         | 70 ST+ 28  |
| 25 XE0 "BERR"     | 71 X<Y     |
| 26*LBL "CS"       | 72 ST+ 29  |
| 27 "OWN CUS?"     | 73*LBL 00  |
| 28 PROMPT         | 74 RCL 12  |
| 29 STO 26         | 75 RCL 14  |
| 30 "OWN SPD?"     | 76 *       |
| 31 PROMPT         | 77 ST+ 10  |
| 32 STO 27         | 78 RCL 13  |
| 33*LBL "TR"       | 79 RCL 14  |
| 34 "TGT BRG?"     | 80 *       |
| 35 PROMPT         | 81 ST+ 11  |
| 36 STO 32         | 82 RCL 14  |
| 37 1              | 83 ENTER↑  |
| 38 P-R            | 84 ENTER↑  |
| 39 STO 25         | 85 ENTER↑  |
| 40 X<Y            | 86 RCL 02  |
| 41 STO 24         | 87 *       |
| 42 FC? 10         | 88 RCL 05  |
| 43 GTO 01         | 89 ENTER↑  |
| 44 32             | 90 +       |
| 45 RCL 32         | 91 +       |
| 46 X<Y            | 92 *       |

HP-41CV PROGRAM LISTING (cont.)

|            |            |
|------------|------------|
| 93 ST+ 00  | 139 *      |
| 94 CLX     | 140 -      |
| 95 RCL 09  | 141 STO 20 |
| 96 *       | 142 STO 16 |
| 97 RCL 07  | 143 RCL 25 |
| 98 +       | 144 RCL 07 |
| 99 RCL 06  | 145 *      |
| 100 +      | 146 RCL 24 |
| 101 *      | 147 RCL 05 |
| 102 ST+ 04 | 148 *      |
| 103 CLX    | 149 -      |
| 104 RCL 03 | 150 STO 21 |
| 105 *      | 151 STO 17 |
| 106 RCL 08 | 152 RCL 25 |
| 107 ENTER† | 153 RCL 08 |
| 108 +      | 154 *      |
| 109 +      | 155 RCL 24 |
| 110 *      | 156 RCL 06 |
| 111 ST+ 01 | 157 *      |
| 112 CLX    | 158 -      |
| 113 RCL 02 | 159 STO 22 |
| 114 *      | 160 STO 18 |
| 115 ST+ 05 | 161 RCL 25 |
| 116 CLX    | 162 RCL 20 |
| 117 RCL 09 | 163 *      |
| 118 *      | 164 RCL 24 |
| 119 ST+ 06 | 165 RCL 19 |
| 120 ST+ 07 | 166 *      |
| 121 CLX    | 167 -      |
| 122 RCL 03 | 168 RCL 10 |
| 123 *      | 169 RCL 28 |
| 124 ST+ 08 | 170 -      |
| 125 PCL 25 | 171 X†2    |
| 126 RCL 04 | 172 RCL 11 |
| 127 *      | 173 RCL 29 |
| 128 RCL 24 | 174 -      |
| 129 RCL 00 | 175 X†2    |
| 130 *      | 176 +      |
| 131 -      | 177 RCL 23 |
| 132 STO 19 | 178 *      |
| 133 STO 15 | 179 +      |
| 134 RCL 25 | 180 ST/ 15 |
| 135 RCL 01 | 181 ST/ 16 |
| 136 *      | 182 ST/ 17 |
| 137 RCL 24 | 183 ST/ 18 |
| 138 RCL 04 | 184 RCL 29 |

HP-41CV PROGRAM LISTING (cont.)

|            |                 |
|------------|-----------------|
| 185 RCL 11 | 231 RCL 15      |
| 186 -      | 232 RCL 21      |
| 187 RCL 25 | 233 *           |
| 188 *      | 234 ST- 05      |
| 189 RCL 28 | 235 RCL 15      |
| 190 RCL 10 | 236 RCL 22      |
| 191 -      | 237 *           |
| 192 RCL 24 | 238 ST- 06      |
| 193 *      | 239 RCL 16      |
| 194 -      | 240 RCL 21      |
| 195 STO 33 | 241 *           |
| 196 RCL 15 | 242 ST- 07      |
| 197 *      | 243 PCL 16      |
| 198 ST+ 10 | 244 RCL 22      |
| 199 RCL 33 | 245 *           |
| 200 RCL 16 | 246 ST- 08      |
| 201 *      | 247 RCL 17      |
| 202 ST+ 11 | 248 RCL 22      |
| 203 RCL 33 | 249 *           |
| 204 RCL 17 | 250 ST- 09      |
| 205 *      | 251 GTO "TB"    |
| 206 ST+ 12 | 252+LBL "LEG"   |
| 207 RCL 33 | 253 "LEG BRG?"  |
| 208 RCL 18 | 254 PROMPT      |
| 209 *      | 255 "LEG DST?"  |
| 210 ST+ 13 | 256 PROMPT      |
| 211 RCL 15 | 257 RCL 39      |
| 212 RCL 19 | 258 /           |
| 213 *      | 259 P-P         |
| 214 ST- 00 | 260 ST+ 28      |
| 215 RCL 16 | 261 X<>Y        |
| 216 RCL 20 | 262 ST+ 29      |
| 217 *      | 263 SF 09       |
| 218 ST- 01 | 264 GTO "CS"    |
| 219 RCL 17 | 265+LBL "FIX"   |
| 220 PCL 21 | 266 SF 21       |
| 221 *      | 267 FIX 1       |
| 222 ST- 02 | 268 RCL 13      |
| 223 RCL 18 | 269 RCL 12      |
| 224 RCL 22 | 270 R-P         |
| 225 *      | 271 STO 34      |
| 226 ST- 03 | 272 XEQ 91      |
| 227 RCL 15 | 273 "TGT CUS: " |
| 228 RCL 20 | 274 ARCL X      |
| 229 *      | 275 AVIEW       |
| 230 ST- 04 | 276 "TGT SPD: " |

HP-41CV PROGRAM LISTING (cont.)

|                 |              |
|-----------------|--------------|
| 277 ARCL 34     | 312 RCL 04   |
| 278 AVIEW       | 313 X+2      |
| 279 RCL 11      | 314 +        |
| 280 RCL 29      | 315 SORT     |
| 281 -           | 316 STO 34   |
| 282 RCL 10      | 317 +        |
| 283 RCL 28      | 318 SORT     |
| 284 -           | 319 *SIG1: * |
| 285 R-P         | 320 ARCL X   |
| 286 RCL 39      | 321 AVIEW    |
| 287 *           | 322 RCL 33   |
| 288 STO 34      | 323 RCL 34   |
| 289 XEQ 91      | 324 -        |
| 290 *TGT BRG: * | 325 SORT     |
| 291 ARCL X      | 326 *SIG2: * |
| 292 AVIEW       | 327 ARCL X   |
| 293 *TGT RNG: * | 328 AVIEW    |
| 294 ARCL 34     | 329 RCL 04   |
| 295 AVIEW       | 330 ST+ X    |
| 296 GTO 99      | 331 RCL 00   |
| 297*LBL *AOP*   | 332 RCL 01   |
| 298 SF 21       | 333 -        |
| 299 FIX 2       | 334 R-P      |
| 300 RCL 00      | 335 XEQ 91   |
| 301 RCL 01      | 336 2        |
| 302 +           | 337 /        |
| 303 2           | 338 *ANG: *  |
| 304 .           | 339 ARCL X   |
| 305 STO 33      | 340 AVIEW    |
| 306 RCL 00      | 341 GTO 99   |
| 307 RCL 01      | 342*LBL 91   |
| 308 -           | 343 CLX      |
| 309 2           | 344 360      |
| 310 /           | 345 MOD      |
| 311 X+2         | 346 END      |

III. THE HEWLETT-PACKARD HP-75C.

HP-75C USER INSTRUCTIONS.

There are four user options. These options - labeled 1, 2, 3, and 4 - are used to continue input, input a new leg, compute a fix, and to compute an AOP, respectively. Their use is shown below. (Memory: 2727 bytes for program; 820 bytes for variables. Total = 3547 bytes.)

| DISPLAY | INSTRUCTION                               | INPUT   |
|---------|---|---|
| 1.      | <b>Run Program.</b>                       | Run "TMA"   |
| 2.      | Units:<br>1 n.mi.,<br>2 yds., or<br>3 m.? | Select units:<br>Nautical miles,<br>yards, or<br>meters.<br>1<br>2<br>3                       |
| 3.      | BRG ERR?                                  | Key in bearing error. [RTN]   |
| 4.      | OWN CUS?                                  | Key in own course. [RTN]  |
| 5.      | OWN SPD?                                  | Key in own speed. [RTN]   |
| 6.      | TGT BRG?                                  | Key in target bearing. [RTN]  |
| 7.      | TIME?                                     | Key in time (HH.MM). [RTN]  |
| 8.      | 1 CONT,<br>2 LEG,<br>3 FIX,<br>4 AOP?     | 1 returns to Step 6. 1<br>2 goes to Step 9. 2<br>3 goes to Step 13. 3<br>4 goes to Step 18. 4 |
| 9.      | LEG BRG?                                  | Key in new leg bearing. [RTN]   |
| 10.     | LEG DST?                                  | Key in distance on leg. [RTN]   |
| 12.     |   | Go to Step 4.   |
| 13.     |   | TGT CUS: (degrees) [RTN]  |
| 14.     |   | TGT SPD: (knots) [RTN]  |
| 15.     |   | TGT BRG: (degrees) [RTN]  |
| 16.     |   | TGT RNG: (units) [RTN]  |
| 17.     |   | Go to Step 8.   |
| 18.     |   | SIG 1: (units) [RTN]  |
| 19.     |   | SIG 2: (units) [RTN]  |
| 20.     |   | ANG: (degrees) [RTN]  |
| 21.     |   | Go to Step 8.   |



## HP-75C SAMPLE PROBLEM

The sensor on your ship has a bearing error of one degree. Your course is 160 deg. at 6 kts. At 1200 hours your sensor detects a target at 350.5 degrees. At 1204 the sensor indicates the target to be at 1.8 deg. To determine a fix, your ship makes a course change during which the course-made-good is 130 deg. and the distance-made-good is 556 meters. Your new course is 080 deg. at 6 kts. The maneuver ends at 1207, at which time the target bearing is 8.3 deg. One more observation places the target at 18.4 deg. at 1211. Estimate the target course, speed, bearing, range, and AOP at 1211 hours.

| DISPLAY CONTENTS                    | USER RESPONSE | COMMENTS              |
|-------------------------------------|---------------|-----------------------|
| Units: 1 n.mi.,<br>2 yds., or 3 m.? | 3             | Select meters.        |
| BRG ERR?                            | 1 [RTN]       | 1 deg.                |
| OWN CUS?                            | 160 [RTN]     | 160 deg.              |
| OWN SPD?                            | 6 [RTN]       | 6 kts.                |
| TGT BRG?                            | 350.5 [RTN]   | 350.5 deg.            |
| TIME?                               | 12.00 [RTN]   | 1200 hours.           |
| 1 CONT, 2 LEG,<br>3 FIX, 4 AOP?     | 1             | Continue input.       |
| TGT BRG?                            | 1.8 [RTN]     | 1.8 deg.              |
| TIME?                               | 12.04 [RTN]   | 1204 hours.           |
| 1 CONT, 2 LEG,<br>3 FIX, 4 AOP?     | 2             | Input new leg.        |
| LEG BRG?                            | 130 [RTN]     | 130 deg.              |
| LEG DST?                            | 556 [RTN]     | 556 meters.           |
| OWN CUS?                            | 080 [RTN]     | 080 deg.              |
| OWN SPD?                            | 6 [RTN]       | 6 kts.                |
| TGT BRG?                            | 8.3 [RTN]     | 8.3 deg.              |
| TIME?                               | 12.07 [RTN]   | 1207 hours.           |
| 1 CONT, 2 LEG,<br>3 FIX, 4 AOP?     | 1             | Continue input.       |
| TGT BRG?                            | 18.4 [RTN]    | 18.4 deg.             |
| TIME?                               | 12.11 [RTN]   | 1211 hours.           |
| 1 CONT, 2 LEG,<br>3 FIX, 4 AOP?     | 3             | Compute a fix.        |
| CUS = 123.7                         |               | course = 123.7 deg.   |
| SPD = 12.6                          |               | speed = 12.6 kts.     |
| BRG = 18.4                          |               | bearing = 18.4 deg.   |
| RNG = 4023 m.                       |               | range = 4023 meters.  |
| 1 CONT, 2 LEG,<br>3 FIX, 4 AOP?     | 4             | Compute an AOP.       |
| $\sigma$ 1 = 19263.71 m.            |               | sigma 1 = 19263.71 m. |
| $\sigma$ 2 = 105.22 m.              |               | sigma 2 = 105.22 m.   |
| ANG = 18.4                          |               | angle = 18.4 deg.     |
| 1 CONT, 2 LEG,<br>3 FIX, 4 AOP?     |               | Quit.                 |

# HP-75C PROGRAM LISTING

```

10 REM TMA
20 GOTO 60
30 C$=KEY$ @ IF C$=' ' TH
EH 30
40 FOR C=1 TO LEN(C0$) @
IF C$=C0$(C,C) THEN RET
URN
50 NEXT C @ GOTO 30
60 OPTION BASE 1 @ OPTIO
N ANGLE DEGREES
70 DIM P(10),H(4),X(4)
80 DEF FNR(X,M) = INT(M*
X+.5)/M
90 X0=0 @ Y0=0 @ F5=0
100 F0=1 @ T9=0 @ L=0 @
FOR I=1 TO 4 @ FOR J=I T
0 4 @ L=L+1 @ T=0 @ IF I
=J THEN T=1000
110 P(L)=T @ NEXT J @ NE
XT I
120 DISP 'Units: 1 n.mi,
2 yds, or 3 m.? ' @ C0$
='123' @ GOSUB 30 @ U=C
130 IF U=1 THEN K=1 @ U$
='n.' @ GOTO 160
140 IF U=2 THEN K=2025 @
U$='yds.' @ GOTO 160
150 IF U=3 THEN K=1852 @
U$='m.' @ GOTO 160
160 GOSUB 4000 @ GOSUB 4
010 @ GOSUB 4020 @ GOSUB
4030 @ GOSUB 4040
170 GOTO 240
180 DISP '1 COHT, 2 LEG.
3 FIX, 4 AOP?' @ C0$='1
234' @ GOSUB 30
190 IF C=2 THEN GOSUB 40
70 @ GOTO 220
200 IF C=3 THEN GOSUB 10
00 @ GOTO 180
210 IF C=4 THEN GOSUB 10
50 @ GOTO 180
220 IF F5=1 THEN GOSUB 4
010
230 GOSUB 4020 @ GOSUB 4
040
240 X(1)=X(1)+X(3)*D9 @
X(2)=X(2)+X(4)*D9
250 P(1)=P(1)+(2*P(3)+P(
B)*D9)*D9
260 P(2)=P(2)+(P(4)+P(6)
+P(9)*D9)*D9
270 P(5)=P(5)+(2*P(7)+P(
10)*D9)*D9
280 P(3)=P(3)+P(8)*D9
290 P(4)=P(4)+P(9)*D9
300 P(6)=P(6)+P(9)*D9
310 P(7)=P(7)+P(10)*D9
320 H(1)=C*P(2)-S*P(1)
330 H(2)=C*P(5)-S*P(2)
340 H(3)=C*P(6)-S*P(3)
350 H(4)=C*P(7)-S*P(4)
360 D=C*H(2)-S*H(1)+E*((
X(1)-X0)^2+(X(2)-Y0)^2)
370 Z=Y0*C-X0*S @ S5=2-(
C*X(2)-S*X(1))
380 FOR I=1 TO 4 @ X(I)=
X(I)+H(I)/D*S5 @ NEXT I
390 L=0 @ FOR I=1 TO 4 @
FOR J=I TO 4 @ L=L+1 @
P(L)=P(L)-H(I)*H(J)/D @
NEXT J @ NEXT I
400 GOTO 180
1000 X2=X(1)-X0 @ Y2=X(2
)-Y0 @ R2=SQR(X2*X2+Y2*
2) @ B2=ANGLE(X2,Y2) @ I
F B2<0 THEN B2=B2+360
1010 X2=X(3) @ Y2=X(4) @
S2=SQR(X2*X2+Y2*Y2) @ C
2=ANGLE(X2,Y2) @ IF C2<0
THEN C2=C2+360
1020 DISP 'CUS =';FNR(C2
,10); @ DISP ' SPD =';FN
R(S2,10) @ GOSUB 4100
1030 DISP 'BPG =';FNR(B2
,10); @ DISP ' RNG =';FN
R(R2*K,10);U$ @ GOSUB 41
00
1040 RETURN
1050 A=P(1) @ B=P(5) @ D
=P(2) @ A1=ANGLE(A-B,2*D
)/2 @ IF A1<0 THEN A1=A1
+180
1060 S3=(A+B)/2 @ C3=SQR
((A-B)^2/4+D*D) @ S1=S3+
C3

```

HP-75C PROGRAM LISTING (cont.)

```

1070 S2=S7-C3
1080 DISP " 1 = ",FNP(K
*SQR(S1),100),U$ @ GOSUB
 4100
1090 DISP " 2 = ",FNP
(K*SQR(S2),100),U$ @ GOS
UB 4100
1100 DISP "ANG ";FNP(A
L,10) @ GOSUB 4100 @ RET
URN
4000 INPUT "BRG BRG?" ;
E @ E=RAD(E) @ F=E*E @ P
ETURN
4010 INPUT "DWN (US?) ";
C@ @ INPUT "DWN SPD?" ;
S@ @ RET"RN
4020 INPUT "TGT BRG?" ;
B9 @ S=SIN(B9) @ C=COS(B
9) @ RETURN
4030 P9=72 @ X(1)=R9*C @
X(2)=P9*S @ X(3)=0 @ X(
4)=0 @ RETURN @ REM P9 =
EST RNG
4040 T8=T9 @ INPUT "TIME
?" ; T9 @ T9=FNH(T9) @ I
F F0=1 THEN F0=0 @ T8=T9
4050 D9=T9-T8 @ IF F5=0
THEN X0=X0+D9*S0*COS(C0)
 @ Y0=Y0+D9*S0*SIN(C0)
4060 F5=0 @ RETURN
4070 INPUT "LEG BRG?" ;
B8 @ B8=FNH(B8) @ INPUT
"LEG DST?" ; R6 @ P8=R8/
V
4080 X0=X0+R8*COS(B8) @
Y0=Y0+R8*SIN(B8)
4090 F5=1 @ RETURN
4100 WAIT 5 @ RETURN
4110 DEF FNH(V)
4120 H=INT(V) @ V=FP(V)*
100 @ FNH=(100*FP(V))/60+
INT(V))/60+H
4130 END DEF

```

IV. THE SHARP PC-1500 (RADIO SHACK TRS-80 PC-2).

SHARP PC-1500 (TRS-80 PC-2) USER INSTRUCTIONS.

There are three main user options. These options - labeled 1, 2, and 3 - are used to continue input, input a new leg, and to compute a fix, respectively. Other options include unit selection (n. mi., yds. or meters) and AOP selection. Their use is shown below. (Memory: 2050 bytes for program; number of bytes for variables is not available.)

| DISPLAY         | INSTRUCTION                             | INPUT       |
|-----------------|---|-------------|
| 1.              | Run Program.                            | RUN [ENTER] |
| 2. Units:       | Select units:                           |             |
| 1 n.mi.,        | Nautical miles,                         | 1           |
| 2 yds., or      | yards, or                               | 2           |
| 3 meter?        | meters.                                 | 3           |
| 3. BRG ERR?     | Key in bearing error.                   | [ENTER]     |
| 4. OWN CUS?     | Key in own course.                      | [ENTER]     |
| 5. OWN SPD?     | Key in own speed.                       | [ENTER]     |
| 6. TGT BRG?     | Key in target bearing.                  | [ENTER]     |
| 7. TIME?        | Key in time (HH.MM).                    | [ENTER]     |
| 8. 1 CONT,      | 1 returns to Step 6.                    | 1           |
| 2 LEG,          | 2 goes to Step 9.                       | 2           |
| 3 FIX?          | 3 goes to Step 13.                      | 3           |
| 9. LEG BRG?     | Key in new leg bearing.                 | [ENTER]     |
| 10. LEG DST?    | Key in distance on leg.                 | [ENTER]     |
| 12.             | Go to Step 4.                           |             |
| 13.             | TGT CUS: (degrees)                      | [ENTER]     |
| 14.             | TGT SPD: (knots)                        | [ENTER]     |
| 15.             | TGT BRG: (degrees)                      | [ENTER]     |
| 16.             | TGT RNG: (units)                        | [ENTER]     |
| 17. AOP? Y or N | Y goes to Step 18.<br>N goes to Step 8. | Y<br>N      |
| 18.             | SIG 1: (units)                          | [ENTER]     |
| 19.             | SIG 2: (units)                          | [ENTER]     |
| 20.             | ANG: (degrees)                          | [ENTER]     |
| 21.             | Go to Step 8.                           |             |

SHARP PC-1500 (TRS-80 PC-2) SAMPLE PROBLEM

The sensor on your ship has a bearing error of one degree. Your course is 160 deg. at 6 kts. At 1200 hours your sensor detects a target at 350.5 degrees. At 1204 the sensor indicates the target to be at 1.8 deg. To determine a fix, your ship makes a course change during which the course-made-good is 130 deg. and the distance-made-good is 556 meters. Your new course is 080 deg. at 6 kts. The maneuver ends at 1207, at which time the target bearing is 8.3 deg. One more observation places the target at 18.4 deg. at 1211. Estimate the target course, speed, bearing, range, and AOP at 1211 hours.

| DISPLAY CONTENTS                    | USER RESPONSE | COMMENTS              |
|-------------------------------------|---------------|-----------------------|
| Units: 1 n.mi.,<br>2 yds., or 3 m.? | 3             | Select meters.        |
| BRG ERR?                            | 1 [ENTER]     | 1 deg.                |
| OWN CUS?                            | 160 [ENTER]   | 160 deg.              |
| OWN SPD?                            | 6 [ENTER]     | 6 kts.                |
| TGT BRG?                            | 350.5 [ENTER] | 350.5 deg.            |
| TIME?                               | 12.00 [ENTER] | 1200 hours.           |
| 1 CONT, 2 LEG, 3 FIX?               | 1             | Continue input.       |
| TGT BRG?                            | 1.8 [ENTER]   | 1.8 deg.              |
| TIME?                               | 12.04 [ENTER] | 1204 hours.           |
| 1 CONT, 2 LEG, 3 FIX?               | 2             | Input new leg.        |
| LEG BRG?                            | 130 [ENTER]   | 130 deg.              |
| LEG DST meters?                     | 556 [ENTER]   | 556 meters.           |
| OWN CUS?                            | 080 [ENTER]   | 080 deg.              |
| OWN SPD?                            | 6 [ENTER]     | 6 kts.                |
| TGT BRG?                            | 8.3 [ENTER]   | 8.3 deg.              |
| TIME?                               | 12.07 [ENTER] | 1207 hours.           |
| 1 CONT, 2 LEG, 3 FIX?               | 1             | Continue input.       |
| TGT BRG?                            | 18.4 [ENTER]  | 18.4 deg.             |
| TIME?                               | 12.11 [ENTER] | 1211 hours.           |
| 1 CONT, 2 LEG, 3 FIX?               | 3             | Compute a fix.        |
| CUS = 123.7                         |               | course = 123.7 deg.   |
| SPD = 12.6                          |               | speed = 12.6 kts.     |
| BRG = 18.4                          |               | bearing = 18.4 deg.   |
| RNG = 4023 m.                       |               | range = 4023 meters.  |
| AOP? Y or N                         | Y             | Compute an AOP.       |
| SIG1 = 19263.71 m.                  |               | sigma 1 = 19263.71 m. |
| SIG2 = 105.22 m.                    |               | sigma 2 = 105.22 m.   |
| ANG = 18.39                         |               | angle = 18.39 deg.    |
| 1 CONT, 2 LEG, 3 FIX?               |               | Quit.                 |

SHARP PC-1500 (TRS-80 PC-2) PROGRAM LISTING

```

10:REM TMA
15:WAIT :GOTO 30
20:C$=INKEY$ :IF
  C$="" THEN 20
22:FOR C=1TO LEN
  (C$):IF C$=
  MID$(C$,C,1)
  THEN RETURN
24:NEXT C:GOTO 20
30:DIM P(10),H(4)
  ,X(4):RD=PI /1
  80:DEGREE
50:X0=0:Y0=0:F5=0
60:F0=1:T9=0:L=0:
  FOR I=1TO 4:
  FOR J=1TO 4:L=
  L+1:T=0:IF I=J
  THEN LET T=100
  0
70:P(L)=T:NEXT J:
  NEXT I
80:PAUSE "1 n.mi,
  2 yds, or 3 m
  eter?"
85:C0$="123":
  GOSUB 20:K=C
90:IF K=1THEN LET
  U$=" n.mi.":
  GOTO 130
100:IF K=2THEN LET
  K=2025:U$=" yd
  s.":GOTO 130
110:IF K=3THEN LET
  K=1852:U$=" me
  ters"
130:GOSUB 4000:
  GOSUB 4010:
  GOSUB 4020:
  GOSUB 4030:
  GOSUB 4040
140:GOTO 210
150:PAUSE "1 CONT,
  2 LEG, 3 FIX?
  ":C0$="123":
  GOSUB 20:CLS :
  WAIT
160:IF C=2THEN
  GOSUB 4070:
  GOTO 190
170:IF C=3THEN
  GOSUB 1000:
  GOTO 150
190:IF F5=1THEN
  GOSUB 4010
200:GOSUB 4020:
  GOSUB 4040
210:X(1)=X(1)+X(3)
  *D9:X(2)=X(2)+
  X(4)*D9
220:P(1)=P(1)+(2*P
  (3)+P(8)*D9)*D
  9
230:P(2)=P(2)+(P(4)
  )+P(6)+P(9)*D9
  )*D9
240:P(5)=P(5)+(2*P
  (7)+P(10)*D9)*
  D9
250:P(3)=P(3)+P(8)
  *D9
260:P(4)=P(4)+P(9)
  *D9
270:P(6)=P(6)+P(9)
  *D9
280:P(7)=P(7)+P(10)
  )*D9
290:H(1)=C*P(2)-S*
  P(1)
300:H(2)=C*P(5)-S*
  P(2)
310:H(3)=C*P(6)-S*
  P(3)
320:H(4)=C*P(7)-S*
  P(4)
330:D=C*H(2)-S*H(1)
  )+E*((X(1)-X0)
  ^2+(X(2)-Y0)^2
  )
340:Z=Y0*C-X0*S:SS
  =Z-(C*X(2)-S*X
  (1))
350:FOR I=1TO 4:X(
  1)=X(1)+H(1)/D
  *SS:NEXT I
360:L=0:FOR I=1TO
  4:FOR J=1TO 4:
  L=L+1:P(L)=P(L)
  )-H(1)*H(J)/D:
  NEXT J:NEXT I
370:GOTO 150
1000:X=X(1)-X0:Y=
  X(2)-Y0:R2=
  SQR (X*X+Y*Y
  ):GOSUB 5000
  :B2=AT

```

SHARP PC-1500 (TRS-80 PC-2) PROGRAM LISTING (cont.)

```

1010: X=X(3): Y=X(4
): S2=SQR (X*
X+Y*Y): GOSUB
5000: C2=AT
1020: M=10: X=C2:
GOSUB 5010:
PRINT "TGT C
US ="; X: X=S2
: GOSUB 5010:
PRINT "TGT S
PD ="; X
1030: X=B2: GOSUB 5
010: PRINT "T
GT BRG ="; X:
X=R2*K: GOSUB
5010: PRINT "
TGT RNG ="; X
; U$
1040: PAUSE "AOP?
Y or N "; C0$
="YyNn":
GOSUB 20: CLS
1050: IF C>2 THEN
RETURN
1080: A=P(1): B=P(5
): D=P(2): X=A
-B: Y=2*D:
GOSUB 5000: A
1=AT/2
1090: S3=(A+B)/2: C
3=SQR ((A-B)
^2/4+D*D)
1100: S1=S3+C3: S2=
S3-C3
1110: M=100: X=K*
SQR (S1):
GOSUB 5010:
PRINT "SIG1=
"; X; U$
1120: X=K*SQR (S2)
: GOSUB 5010:
PRINT "SIG2
="; X; U$
1130: X=A1: GOSUB 5
010: PRINT "A
NG ="; X:
RETURN
4000: INPUT "BRG E
RR? "; E: E=E*E
RD: E=E*E:
RETURN
4010: INPUT "OWN C
US? "; C0:
INPUT "OWN S
PD? "; S0:
RETURN
4020: INPUT "TGT R
RG? "; B9: S=
SIN B9: C=COS
B9: RETURN
4030: R9=32: X(1)=R
9*C: X(2)=R9*
S: X(3)=0: X(4
)=0: RETURN
4040: T8=T9: INPUT
"TIME? "; T9:
CLS : T9=DEC
T9: IF F0=1
THEN LET F0=
0: T8=T9
4050: D9=T9-T8: IF
F5=0 THEN LET
X0=X0+D9*S0*
COS C0: Y0=Y0
+D9*S0*SIN C
0
4060: F5=0: RETURN
4070: INPUT "LEG B
RG? "; B8: RR=
DEG B8
4075: WAIT 0: PRINT
"LEG DST "; U
$: INPUT "D
"; R8: PAUSE .
R8=R8/K
4080: X0=X0+R8*COS
B8: Y0=Y0+R8*
SIN B8
4090: F5=1: RETURN
5000: AT=ATN (Y/(X
+1E-9*(0-X))
)+180*(X<0):
AT=AT+360*(A
T<0): RETURN
5010: X=INT (M*X+
5)/M: RETURN

```

V. THE RADIO SHACK TRS-80 MODEL 100.

RADIO SHACK TRS-80 MODEL 100 USER INSTRUCTIONS.

There are four user options. These options - labeled 1, 2, 3, and 4 - are used to continue input, input a new leg, compute a fix, and to compute an AOP, respectively. Their use is shown below. (Memory: 2503 bytes for program; 815 bytes for variables. Total = 3318 bytes.)

| DISPLAY        | INSTRUCTION                                 | INPUT       |
|----------------|---|-------------|
| 1.             | Run Program.                                | Run [ENTER] |
| 2. Units:      | Select units:                               |             |
| 1 n.mi.,       | Nautical miles,                             | 1           |
| 2 yds., or     | yards, or                                   | 2           |
| 3 m.?          | meters?                                     | 3           |
| 3. BRG ERR?    | Key in bearing error.                       | [ENTER]     |
| 4. OWN CUS?    | Key in own course.                          | [ENTER]     |
| 5. OWN SPD?    | Key in own speed.                           | [ENTER]     |
| 6. TGT BRG?    | Key in target bearing.                      | [ENTER]     |
| 7. TIME?       | Key in time (HH.MM).                        | [ENTER]     |
| 8. 1 Continue, | 1 returns to Step 6.                        | 1           |
| 2 Leg,         | 2 goes to Step 9.                           | 2           |
| 3 Fix, or      | 3 goes to Step 13.                          | 3           |
| 4 AOP?         | 4 goes to Step 18.                          | 4           |
| 9. LEG BRG?    | Key in new leg bearing.                     | [ENTER]     |
| 10. LEG DST?   | Key in distance on leg.                     | [ENTER]     |
| 12.            | Go to Step 4.                               |             |
| 13.            | TGT CUS: (degrees)                          | [ENTER]     |
| 14.            | TGT SPD: (knots)                            | [ENTER]     |
| 15.            | TGT BRG: (degrees)                          | [ENTER]     |
| 16.            | TGT RNG: (units)                            | [ENTER]     |
| 17.            | Press any key to continue.<br>Go to Step 8. | [ENTER]     |
| 18.            | SIG 1: (units)                              | [ENTER]     |
| 19.            | SIG 2: (units)                              | [ENTER]     |
| 20.            | ANG: (degrees)                              | [ENTER]     |
| 21.            | Press any key to continue.<br>Go to Step 8. | [ENTER]     |



RADIO SHACK TRS-80 MODEL 100 SAMPLE PROBLEM

The sensor on your ship has a bearing error of one degree. Your course is 160 deg. at 6 kts. At 1200 hours your sensor detects a target at 350.5 degrees. At 1204 the sensor indicates the target to be at 1.8 deg. To determine a fix, your ship makes a course change during which the course-made-good is 130 deg. and the distance-made-good is 556 meters. Your new course is 080 deg. at 6 kts. The maneuver ends at 1207, at which time the target bearing is 8.3 deg. One more observation places the target at 18.4 deg. at 1211. Estimate the target course, speed, bearing, range, and AOP at 1211 hours.

| DISPLAY CONTENTS                       | USER RESPONSE | COMMENTS              |
|--|---------------|-----------------------|
| Units: 1 n.mi.,<br>2 yds., or 3 m.?    | 3             | Select meters.        |
| BRG ERR?                               | 1 [ENTER]     | 1 deg.                |
| OWN CUS?                               | 160 [ENTER]   | 160 deg.              |
| OWN SPD?                               | 6 [ENTER]     | 6 kts.                |
| TGT BRG?                               | 350.5 [ENTER] | 350.5 deg.            |
| TIME?                                  | 12.00 [ENTER] | 1200 hours.           |
| 1 Continue, 2 Leg,<br>3 Fix, or 4 AOP? | 1             | Continue input.       |
| TGT BRG?                               | 1.8 [ENTER]   | 1.8 deg.              |
| TIME?                                  | 12.04 [ENTER] | 1204 hours.           |
| 1 Continue, 2 Leg,<br>3 Fix, or 4 AOP? | 2             | Input new leg.        |
| LEG BRG?                               | 130 [ENTER]   | 130 deg.              |
| LEG DST meters?                        | 556 [ENTER]   | 556 meters.           |
| OWN CUS?                               | 080 [ENTER]   | 080 deg.              |
| OWN SPD?                               | 6 [ENTER]     | 6 kts.                |
| TGT BRG?                               | 8.3 [ENTER]   | 8.3 deg.              |
| TIME?                                  | 12.07 [ENTER] | 1207 hours.           |
| 1 Continue, 2 Leg,<br>3 Fix, or 4 AOP? | 1             | Continue input.       |
| TGT BRG?                               | 18.4 [ENTER]  | 18.4 deg.             |
| TIME?                                  | 12.11 [ENTER] | 1211 hours.           |
| 1 Continue, 2 Leg,<br>3 Fix, or 4 AOP? | 3             | Compute a fix.        |
| CUS = 123.7                            |               | course = 123.7 deg.   |
| SPD = 12.6                             |               | speed = 12.6 kts.     |
| BRG = 18.4                             |               | bearing = 18.4 deg.   |
| RNG = 4023 m.                          |               | range = 4023 meters.  |
| 1 Continue, 2 LEG,<br>3 Fix, or 4 AOP? | 4             | Compute an AOP.       |
| SIG 1 = 19263.71 m.                    |               | sigma 1 = 19263.71 m. |
| SIG 2 = 105.22 m.                      |               | sigma 2 = 105.22 m.   |
| ANG = 18.39                            |               | angle = 18.39 deg.    |
| 1 Continue, 2 LEG,<br>3 Fix, or 4 AOP? |               | Quit.                 |

TRS-80 MODEL 100 PROGRAM LISTING

```

10 REM TMA
20 DIMP(4,4),H(4),X(4):PI=4*ATN(1):TP=PI+PI:RD=PI/180:GOTO50
25 FORC=1TO9:C$=INKEY$:NEXTC
26 PRINT:PRINT"Press any key to continue."
27 C$=INKEY$:IFC$=""GOTO27
28 RETURN
32 FORC=1TO9:C$=INKEY$:NEXTC
33 C$=INKEY$:IFC$=""GOTO33
34 C=ASC(C$):C$=CHR$(C+32*(C>90))
35 FORC=1TOLEN(C0$):IFC$=MID$(C0$,C,1)THENRETURN
36 NEXTC:GOTO33
40 X=INT(M*X+.5)/M:RETURN:REM ROUND
50 X0=0:Y0=0:F5=0
60 F0=1:T9=0:FORI=1TO4:FORJ=1TO4:T=0:IFI=JTHEN T=1000
70 P(I,J)=T:NEXTJ:NEXTI
80 CLS:PRINT"Units:":PRINT" 1 - n.mi.,"
82 PRINT" 2 - yds, or":PRINT" 3 - meters?"
85 C0$="123":GOSUB32:K=C
90 IFK=1THENUS$=" n.mi.":GOTO130
100 IFK=2THENK=2025:US$=" yds.":GOTO130
110 IFK=3THENK=1852:US$=" meters."
130 GOSUB4000:GOSUB4010:GOSUB4020:GOSUB4030:GOSUB4040
140 GOTO210
150 CLS:PRINT"Select Option:":PRINT" 1 - Continue,"
152 PRINT" 2 - New Leg,":PRINT" 3 - Fix, or":PRINT" 4 - AOP?"
153 C0$="1234":GOSUB32:CLS
160 IFC=2THENGOSUB4070:GOTO190
170 IFC=3THENGOSUB1000:GOTO150
180 IFC=4THENGOSUB1080:GOTO150
190 IFF5=1THENGOSUB4010
200 GOSUB4020:GOSUB4040
210 X(1)=X(1)+X(3)*D9:X(2)=X(2)+X(4)*D9
220 P(1,1)=P(1,1)+(2*P(1,3)+P(3,3)*D9)*D9
230 P(1,2)=P(1,2)+(P(1,4)+P(2,3)+P(3,4)*D9)*D9
240 P(2,2)=P(2,2)+(2*P(2,4)+P(4,4)*D9)*D9
250 P(1,3)=P(1,3)+P(3,3)*D9
260 P(1,4)=P(1,4)+P(3,4)*D9
270 P(2,3)=P(2,3)+P(3,4)*D9
280 P(2,4)=P(2,4)+P(4,4)*D9
290 FORI=1TO4:FORJ=1TO4:P(J,I)=P(I,J):NEXTJ:NEXTI

```

TRS-80 MODEL 100 PROGRAM LISTING (cont.)

```

300 H(1)=C*P(1,2)-S*P(1,1)
310 H(2)=C*P(2,2)-S*P(2,1)
320 H(3)=C*P(3,2)-S*P(3,1)
330 H(4)=C*P(4,2)-S*P(4,1)
340 D=C*H(2)-S*H(1)+E*((X(1)-X0)^2+(X(2)-Y0)^2)
350 Z=Y0*C-X0*S:S5=Z-(C*X(2)-S*X(1))
360 FORI=1TO4:X(I)=X(I)+H(I)/D*S5:NEXTI
370 FORI=1TO4:FORJ=1TO4:P(I,J)=P(I,J)-H(I)*H(J)/D:NEXTJ:NEXTI
380 GOTO150
1000 X=X(1)-X0:Y=X(2)-Y0:R2=SQR(X*X+Y*Y):GOSUB5000:B2=AT
1010 X=X(3):Y=X(4):S2=SQR(X*X+Y*Y):GOSUB5000:C2=AT
1020 M=10:X=C2/RD:GOSUB40:PRINT"TGTT CUS
=";X:X=S2:GOSUB40:PRINT"TGTT SPD =" ;X
1030 X=B2/RD:GOSUB40:PRINT"TGTT BRG =" ;X:X=R2*K:GOSUB40:PRINT"TGTT
RNG =" ;X;U$
1040 GOSUB25:RETURN
1080 A=P(1,1):B=P(2,2):D=P(1,2):X=A-B:Y=D+D:GOSUB5000:A1=AT/2
1090 S3=(A+B)/2:C3=SQR((A-B)^2/4+D*D):S1=S3+C3
1100 S2=S3-C3
1110 M=100:X=K*SQR(S1):GOSUB40:PRINT"SIG 1 =" ;X;U$
1120 X=K*SQR(S2):GOSUB40:PRINT"SIG 2 =" ;X;U$
1130 X=A1/RD:GOSUB40:PRINT"ANG =" ;X:GOSUB25:RETURN
4000 CLS:INPUT"BRG ERR";E:E=E*RD:E=E*E:RETURN
4010 INPUT"OWN CUS";C0:C0=C0*RD:INPUT"OWN SPD";S0:RETURN
4020 INPUT"TGTT BRG";B9:B9=B9*RD:S=SIN(B9):C=COS(B9):RETURN
4030 R9=32:X(1)=R9*C:X(2)=R9*S:X(3)=0:X(4)=0:RETURN
4040
T8=T9:INPUT"TIME";T9:CLS:X=T9:GOSUB4110:T9=V:IFF0=1THENF0=0:T8=T9

4050 D9=T9-T8:IFF5=0THENX0=X0+D9*S0*COS(C0):Y0=Y0+D9*S0*SIN(C0)
4060 F5=0:RETURN
4070 INPUT"LEG BRG";B8:B8=B8*RD:PRINT"LEG DST";U$;:INPUTR8:R8=R8/
K
4080 X0=X0+R8*COS(B8):Y0=Y0+R8*SIN(B8)
4090 F5=1:RETURN
4110 SS=SGN(X):X=ABS(X):H=INT(X):M0=1:GOSUB4200:V=X*
100:X=V:GOSUB4200:
4120 V=SS*((100*X/60+INT(V))/60+H):RETURN
4200 X=X-M0*INT(X/M0):RETURN:REM MOD FCTN
5000 AT=ATN(Y/(X-1E-9*(X=0)))-PI*(X<0):AT=AT-TP*(AT<0):RETURN

```

## VI. REFERENCES

1. R. N. Forrest, "Programs for a Multiple Leg Target Motion Analysis Procedure", Technical Report NPS55-82-026, October 1982, Naval Postgraduate School, Monterey, CA 93940.
2. A. Gelb, editor, Applied Optimal Estimation, The M.I.T. Press, 1974.

## Appendix I: The Fixing Algorithm

The Kalman Filter TMA model may be developed as follows: A target and an observer move on a plane surface. The observer, at position  $(u_k, w_k)$ , measures the target bearing  $B_k$  at time  $t_k$ , for  $k = 1, \dots, n$ . The rectangular coordinate system used to estimate the target's position is shown in Figure 1.

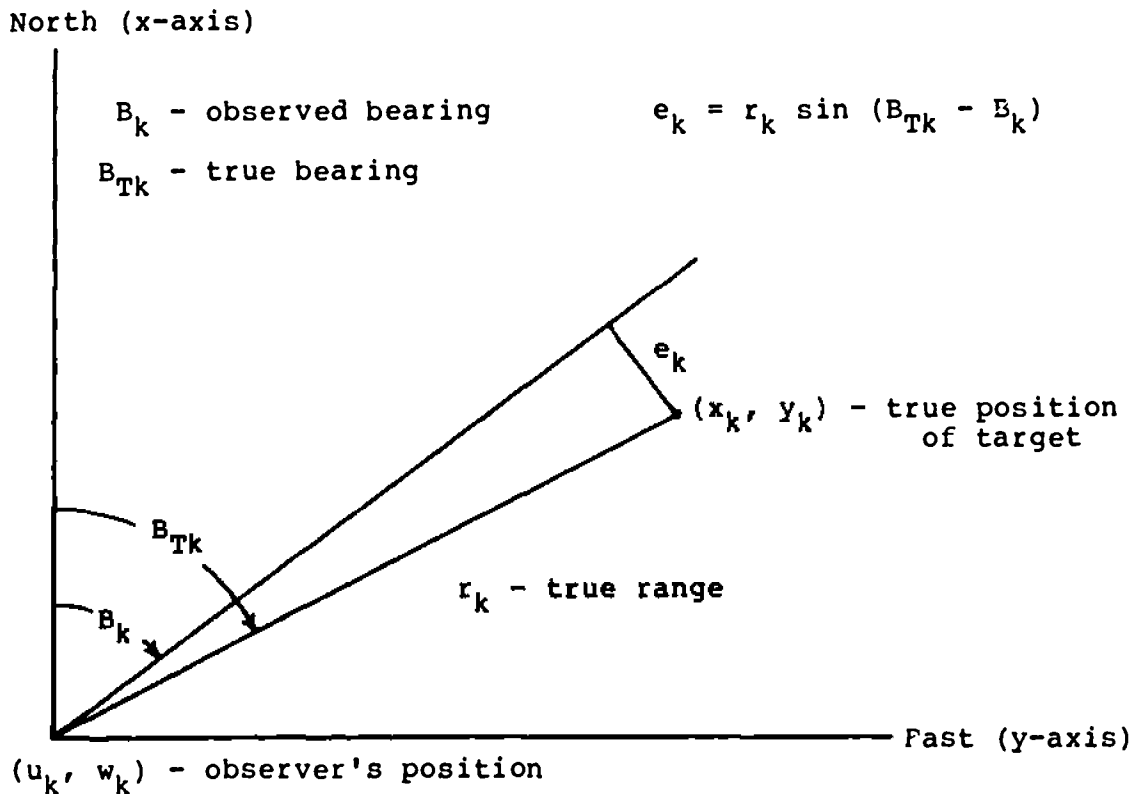


Figure 1. The encounter geometry. The north-south coordinates  $x$  and  $u$  and the east-west coordinates  $y$  and  $w$  are measured from the same origin.

In Figure 1, the point labeled  $(u_k, w_k)$  represents the tracker's position and the point labeled  $(x_k, y_k)$  represents the true target position at  $t_k$ , the time associated with an observed bearing  $B_k$ . At time  $t_k$ ,  $B_{Tk}$  represents the true target bearing and  $r_k$  represents the true target range. The bearing error associated with an observation is assumed to be distributed  $N(0, \sigma_k^2)$ . The bearing error  $e_k$ , at a range  $r_k$ , is then  $N(0, r_k^2 \sigma_k^2)$ .

From Figure 1,

$$e_k = r_k \sin (B_{Tk} - B_k),$$

which rearranges to

$$e_k = u_k \sin B_k - w_k \cos B_k - x_k \sin B_k + y_k \cos B_k. \quad (1)$$

In the least squares procedure [Ref. 1], one sets

$$\begin{aligned} x_k &= x_0 + v_x (t_k - t_0), \\ y_k &= y_0 + v_y (t_k - t_0), \end{aligned} \quad (2)$$

and then minimizes  $\sum e_k^2$  with respect to  $x_0$ ,  $y_0$ ,  $v_x$  and  $v_y$ , where  $(x_0, y_0)$  represents the target's position and  $(v_x, v_y)$  represents the target's velocity at time  $t_0$ . The minimizing values are the estimated position and velocity, denoted by  $(\hat{x}_0, \hat{y}_0)$  and  $(\hat{v}_x, \hat{v}_y)$ , respectively.

An identical least squares model is obtained if one sets

$$z_k = x_k \sin B_k - y_k \cos B_k + e_k, \quad (3)$$

where  $z_k$  is computed from

$$z_k = u_k \sin B_k - w_k \cos B_k. \quad (4)$$

Instead of substituting Equ.(2) into Equ.(3) and using the least squares procedure, we treat Equ.(3) as the measurement model in a Kalman Filter [Ref. 2]. The system model is taken to be

$$\mathbf{x}_k = \phi_{k-1} \mathbf{x}_{k-1}, \quad \text{for } k = 1, 2, \dots$$

where

$$\phi_k = \begin{bmatrix} 1 & 0 & T_k & 0 \\ 0 & 1 & 0 & T_k \\ 0 & 0 & 1 & 0 \\ 0 & 0 & 0 & 1 \end{bmatrix}$$

and

$$\mathbf{x}_k = [x_k \quad y_k \quad v_x \quad v_y]'$$

In these equations,  $T_k = t_{k+1} - t_k$  and  $[...]'$  denotes the transpose matrix.

The measurement model (Equ. 3) can be written as

$$z_k = H_k \mathbf{x}_k + e_k,$$

where  $e_k = N(0, R_k)$ ,  $R_k = r_k^2 \sigma_k^2$ , and

$$H_k = [\sin B_k \quad -\cos B_k \quad 0 \quad 0].$$

If we let ( $\tilde{\phantom{x}}$ ) denote an extrapolated quantity (the movement phase of the Kalman Filter) and ( $\hat{\phantom{x}}$ ) denote an updated estimate (following an observation), then, for the extrapolation

$$\begin{aligned}\hat{\mathbf{x}}_k &= \phi_{k-1} \hat{\mathbf{x}}_{k-1}, \text{ and} \\ \tilde{\mathbf{P}}_k &= \phi_{k-1} \tilde{\mathbf{P}}_{k-1} \phi_{k-1}'.\end{aligned}$$

For the measurement update,

$$\begin{aligned}\mathbf{K}_k &= \tilde{\mathbf{P}}_k \mathbf{H}_k' [\mathbf{H}_k \tilde{\mathbf{P}}_k \mathbf{H}_k' + \mathbf{R}_k]^{-1}, \\ \hat{\mathbf{x}}_k &= \hat{\mathbf{x}}_k + \mathbf{K}_k [z_k - \mathbf{H}_k \hat{\mathbf{x}}_k], \text{ and} \\ \hat{\mathbf{P}}_k &= \tilde{\mathbf{P}}_k - \mathbf{K}_k (\tilde{\mathbf{P}}_k \mathbf{H}_k')'.\end{aligned}$$

Since the true range  $r_k$  is not known, we approximate  $\mathbf{R}_k$  by  $\mathbf{R}_k = \hat{r}_k^2 \sigma_k^2$  where

$$\hat{r}_k^2 = (\hat{x}_k - u_k)^2 + (\hat{y}_k - w_k)^2.$$

To initialize the filter, we assume the initial range of the target to be one convergence zone (CZ), about 32 n. mi., with a standard deviation of one CZ, and the initial position is in the direction of the first bearing observation. Further, the initial speed is taken to be zero with a standard deviation of 32 knots. Thus, we set

$$\hat{\mathbf{x}}_1 = [32 \sin B_1 \quad -32 \cos B_1 \quad 0 \quad 0]',$$

and the covariance matrix

$$\tilde{\mathbf{P}}_1 = \begin{bmatrix} 1000 & 0 & 0 & 0 \\ 0 & 1000 & 0 & 0 \\ 0 & 0 & 1000 & 0 \\ 0 & 0 & 0 & 1000 \end{bmatrix}$$



Following the first observation we find  $\hat{x}_1 = x_1$ .

In this model the observer's position  $(u_k, w_k)$  at time  $t_k$  is taken to be

$$u_k = u_0 + v_x T_k \cos C_s,$$

and,

$$w_k = w_0 + v_y T_k \sin C_s,$$

where  $(u_0, w_0)$  is the observer's position at time  $t_0$ . It would be easy to modify this algorithm to allow for multiple sensors by generating the sensor's coordinates  $(u_k, w_k)$  at time  $t_k$ .

If the elements of the covariance matrix  $\hat{P}_k$  are denoted by  $(\hat{p}_{ij})$  then the semimajor and semiminor axes,  $\sigma_1$  and  $\sigma_2$ , of the AOP are computed as follows:

$$\sigma_1^2 = (\hat{p}_{11} + \hat{p}_{22})/2 + [(\hat{p}_{11} - \hat{p}_{22})^2/4 + \hat{p}_{12}^2]^{1/2},$$

$$\sigma_2^2 = (\hat{p}_{11} + \hat{p}_{22})/2 - [(\hat{p}_{11} - \hat{p}_{22})^2/4 + \hat{p}_{12}^2]^{1/2},$$

where the orientation angle  $A$  of the semimajor axis of the AOP is given by

$$A = 0.5 \text{ qatan} (2\hat{p}_{12}, \hat{p}_{11} - \hat{p}_{22}).$$

The notation  $\text{qatan}(Y,X)$  denotes  $\arctan(Y/X)$  corrected for quadrant.

## Appendix II: Some Computational Details

Let the elements of the covariance matrices  $\hat{P}$  and  $\tilde{P}$  be denoted by  $(\hat{p}_{ij})$  and  $(\tilde{p}_{ij})$ , respectively. Then, suppressing the time dependent subscripts, the covariance extrapolation,

$$\tilde{P} = \Phi \hat{P} \Phi'$$

can be expanded into the following components:

$$\begin{aligned} \tilde{p}_{11} &= \hat{p}_{11} + 2\hat{p}_{13}^T + \hat{p}_{33}^{T^2} \\ \tilde{p}_{22} &= \hat{p}_{22} + 2\hat{p}_{24}^T + \hat{p}_{44}^{T^2} \\ \tilde{p}_{12} &= \hat{p}_{12} + (\hat{p}_{14} + \hat{p}_{23})^T + \hat{p}_{34}^{T^2} \\ \tilde{p}_{13} &= \hat{p}_{13} + \hat{p}_{33}^T \\ \tilde{p}_{14} &= \hat{p}_{14} + \hat{p}_{34}^T \\ \tilde{p}_{23} &= \hat{p}_{23} + \hat{p}_{34}^T \\ \tilde{p}_{24} &= \hat{p}_{24} + \hat{p}_{44}^T \\ \tilde{p}_{33} &= \hat{p}_{33} \\ \tilde{p}_{34} &= \hat{p}_{34} \\ \tilde{p}_{34} &= \hat{p}_{34} \end{aligned}$$

Let the elements of  $\tilde{P}H'$  be denoted by  $(h_i)$ . Then,

$$\begin{aligned} h_1 &= \tilde{p}_{12} \cos B - \tilde{p}_{11} \sin B \\ h_2 &= \tilde{p}_{22} \cos B - \tilde{p}_{12} \sin B \\ h_3 &= \tilde{p}_{23} \cos B - \tilde{p}_{13} \sin B \\ h_4 &= \tilde{p}_{24} \cos B - \tilde{p}_{14} \sin B \end{aligned}$$

and,

$$\tilde{H}PH' = h_2 \cos B - h_1 \sin B.$$

Let the elements of K be denoted by  $(k_i)$ . Then,

$$k_i = h_i/D \quad \text{for } i = 1, 2, 3, 4$$

where  $D = \tilde{H}PH' + R$ .

Finally,

$$\hat{P}_{ij} = \tilde{P}_{ij} - k_i h_j \quad \text{for } i, j = 1, 2, 3, 4.$$

DISTRIBUTION LIST

|   | NO. OF COPIES |
|---|---------------|
| Defense Technical Information Center<br>Cameron Station<br>Alexandria, VA 22314   | 2             |
| Library, Code 0142<br>Naval Postgraduate School<br>Monterey, CA 93940   | 2             |
| Office of Research Administration<br>Code 012A<br>Naval Postgraduate School<br>Monterey, CA 93940                             | 1             |
| Library, Code 55<br>Naval Postgraduate School<br>Monterey, CA 93940   | 1             |
| Office of Naval Research<br>Fleet Activity Support Division<br>Code ONR-230<br>800 North Quincy Street<br>Arlington, VA 22217 | 2             |
| Navy Tactical Support Activity<br>P.O. Box 1042<br>Silver Springs, MD 20910<br>Attn: Carol Earp                               | 2             |
| COMPATWINGSPAC<br>Naval Air Station<br>Moffett Field, CA 94035<br>Attn: Code 51 and Code 532                                  | 2             |
| COMPATWINGSLANT<br>Naval Air Station<br>Brunswick, ME 04011<br>Attn: Code N7  | 2             |
| Prof. R.H. Shudde, Code 55Su<br>Naval Postgraduate School<br>Monterey, CA 93940   | 100           |